

2024 - 2025

BREEDING REPORT



Contents

Executive Summary.....	3
Total Services.....	5
Foals Born in NSW.....	6
Foals Born in Australia & NZ.....	8
Breed NSW Scheme.....	9
Stallions.....	10
Stallion Incentive Scheme.....	11
Colonial Stallion Bonus.....	13
Breeders Challenge Nominations.....	16
Breeders Challenge Certificates.....	17
Owners Bonus Certificate Winners.....	18
NSW Live Foal & Starters Summary.....	19
Imports & Exports.....	20

Executive Summary

The 2024-25 Harness Racing NSW (HRNSW) Breeding Report again faces the spectre of the cost-of-living crisis following on from drought (2018/19 to 2020/21), Pandemic (2020/21 to 2021/22) and two years of “once in 100 hundred year” floods (2021/22 to 2022/23). Despite the difficulties facing the breeding industry, it has again shown its resilience and continues to supply Harness Racing in Australia with some of the world’s best-bred horses.

Mare Services and Breeding Trends

- NSW experienced a **7.4% year-on-year decline in total mare services** in 2024/25, aligning with national contraction but slightly exceeding the national average of nearly 6%.
- Service methods remain dominated by **semen transport (ST)**—both interstate and within NSW—accounting for over **85%** of all services.

Foal Production and Viability

- **4,004 foals** were born in NSW over the five-year period. Despite fluctuations, the **foal-to-mare served ratio** averaged **68.9%**, indicating strong reproductive performance.
- The **Western Districts and Riverina** regions accounted for nearly **60%** of all foals born.
- In 2024/25, **97% of foals notified in NSW were alive**, maintaining a high standard of foal care and viability.

Stallion Services and Breeding Incentives

- Although the number of stallions physically standing in NSW decreased from **37 in 2020/21 to 27 in 2024/25**, the **number of services increased**, suggesting a focus on **higher quality, more in-demand stallions**.
- The **Breed NSW Scheme** provided meaningful incentives to encourage breeding in the state. In 2022/23 alone, over **1,200 mares qualified for the 42-day pregnancy payment**, and **925** received the live foal payment.
- The **Stallion Incentive Scheme** supported local stallions, with a notable increase in total services from **1,389 in 2021/22 to 1,498 in 2022/23**, though services under this scheme dropped to **343 in 2023/24**, before rebounding to **744 in 2024/25**.
- HRNSW will review Breeding initiatives, with a view to implementing further incentives.

Colonial Stallion Bonus (CSB)

- The CSB continues to support Australasian-bred stallions meeting specific eligibility criteria. In 2022/23, CSB stallions accounted for **63% of all NSW stallion services**, reinforcing their impact in the breeding landscape.

NSW Breeders Challenge

- Sustaining rates remain strong, with **2YO and 3YO sustaining percentages consistently above 70%** for recent series.
- Bonus certificates have seen steady usage, with **63% redeemed for service or breeding costs** and **25% for yearling purchases**, showing balanced reinvestment in both breeding and racing stock.

Race Participation and Foal Utilisation

- The percentage of foals progressing to 2YO and 3YO racing has improved, with **up to 67.9% of foals from the 2020/21 season starting as 3YOs**.
- Horses aged 4YO and above now account for **41.3% of all Breeders Challenge Bonus winners**, reflecting increased longevity in racing careers under the National Ratings Points system.

Increased Racing Opportunities and Engagement

- From 1 January 2026, HRNSW will increase the minimum prizemoney for 2YO and 3YO races to \$11,832 with better returns for those investing in juvenile racing.
- With the introduction of Carnival of Cups, HRNSW has engaged with an increased number of “outside” participants, with a minimum 3,000+ people on course for each event.
- At least six major events for 2YO and 3YO horses are to be run in 2026, with no better time to own a juvenile horse in NSW.

Conclusion

Despite economic challenges and a temporary decline in services, the NSW breeding sector demonstrates strong foundations in mare management, foal viability, and stallion support. The successful implementation, and subsequent conclusion, of Breed NSW and other incentive programs has helped maintain competitive participation levels and breeding activity. With a high percentage of live foals and consistent racing engagement, NSW remains a leading contributor to Australia’s standardbred breeding industry and is well-positioned for renewed growth.



Total Services

The following tables show the number and percentage of services to mares served over the past four (4) Breeding Seasons and how the mares were served (in NSW):

Season	ST to NSW	ST within NSW by NSW Sire	AI	Hand	Paddock	NSW TOTAL	Year on Year %	AUS TOTAL	NZ TOTAL
2021/22	717	503	225	69	5	1519	-3.67%	5025	2042
2022/23	622	625	169	97	11	1524	0.3%	4721	1963
2023/24	616	614	107	110	9	1456	-4.46%	4654	1967
2024/25	573	575	103	97	4	1352	-7.4%	4376	1769

* 2024/25 Season is current at 30 June 2025.

Season	ST to NSW	ST within NSW by NSW Sire	AI	Hand	Paddock	TOTAL
2021/22	47%	33%	15%	5%	0%	100%
2022/23	41%	41%	11%	6%	1%	100%
2023/24	43%	42%	7.4%	7.1%	0.5%	100%
2024/25	42.5%	42.5%	7.6%	7.1%	0.3%	100%

ST to NSW: means semen transported from another state or country to be inseminated into a NSW based mare.

ST to NSW by NSW Sire: means semen transported from a NSW based sire to be inseminated into a NSW based mare.

AI: means semen is artificially inseminated into a mare from a sire standing at the same property.

Hand: means the mare is naturally served by a sire under the supervision of a handler.

Paddock: means the mare and sire are placed in a paddock to naturally mate under no supervision.

Comment

Across Australia, there has been a slight downturn in services, with New South Wales experiencing a 7.4% decrease—slightly higher than the national average decline of nearly 6%. This trend follows a period of growth, notably the significant 14.27% increase in services during 2021/22, which was driven by an influx of broodmares re-entering the market after the 2018-20 drought and distinct “flattening” against a national decrease during the implementation of Breed NSW.

The recent decrease can be attributed in part to ongoing economic challenges, including the cost of living pressures and a reduction in wagering turnover, which have influenced the number of broodmares and associated services. However, these trends are expected to reverse as economic conditions stabilize and improve, paving the way for renewed growth in the industry.

Foals Born in NSW

The following table shows the number of foals born in NSW over the past four (4) Breeding Seasons and where the foals were born:

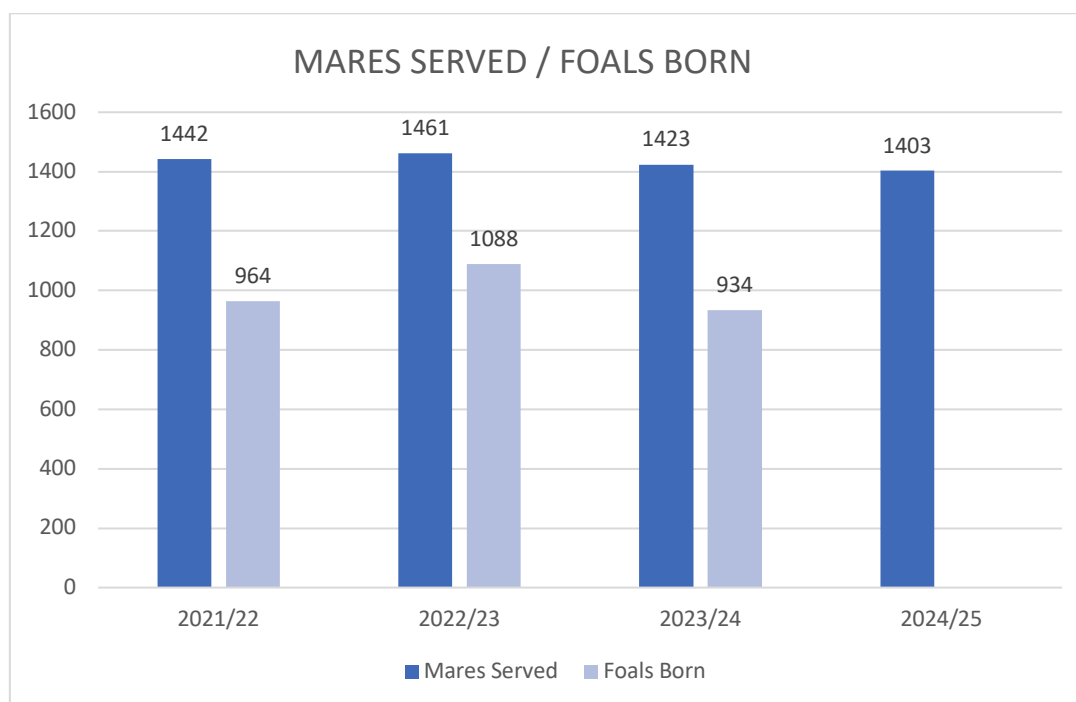
Foals Born	Region								TOTAL
	Hunter	Far West	Goulburn/Menangle	North West	South Coast	Riverina	Metro	Western District	
2021/22	113	0	178	60	22	324	29	240	966
2022/23	103	0	187	58	21	346	27	222	964
2023/24	119	0	212	61	24	391	32	249	1088
2024/25	120	0	214	53	17	335	34	213	986
Total	455	0	791	232	84	1396	122	924	4004
% of Total	10.1%	0%	19.8%	5.8%	2.1%	34.9%	3.1%	24.2%	100%
Variance	0.8%	0%	0.9%	-13.1%	-29.2%	-14.3%	6.3%	-14.5%	-9.4%

Variance is foals born in 2024/25 against foals born in 2023/24.

The following table shows the percentage of foals born against mares served:

Season of Service	Total Services	Mares Served	Mares served by more than one Stallion	Foals Born Next Season	Foals born/Mares Served %
2021/22	1519	1442	77	964	66.8%
2022/23	1524	1461	67	1088	74.5%
2023/24	1513	1423	87	934	65.6%
2024/25	1533	1403	130		
Average	1504	1433	90	995	68.9%

*As of 30th June 2025



Comment

Again the Western Districts and Riverina account for the majority of foals born in NSW (59.1%), although it is to be noted that the number of foals born in the Goulburn/Menangle area has risen significantly since 2019/2020 from 166 to 214.

Figures over the past five breeding seasons illustrates a sustained level of foal production across New South Wales. A total of 4,004 foals were recorded, with the 2023/24 season marking the highest number of foals born at 1,088 (with the introduction of Breed NSW), underscoring growth and stability within key regions such as Goulburn/Menangle and the Riverina.

Furthermore, the average foal-to-mare served ratio of approximately 68.9% reflects effective breeding practices and a healthy reproductive rate among the mare population. These positive indicators demonstrate the ongoing strength and resilience of the breeding program, contributing significantly to the industry's sustainability.

Foals Born in Australia & NZ

2024/25 Foals Notified in Australia as at 30th June 2025

	All Foals	Alive Foals	Deceased Foals	Alive Foal %
NSW	894	866	28	97%
VIC	954	935	19	98%
WA	361	357	4	99%
QLD	314	293	21	93%
SA	127	123	4	97%
TAS	116	112	4	97%
TOTAL	2766	2686	80	97%

*As of 30th June 2025

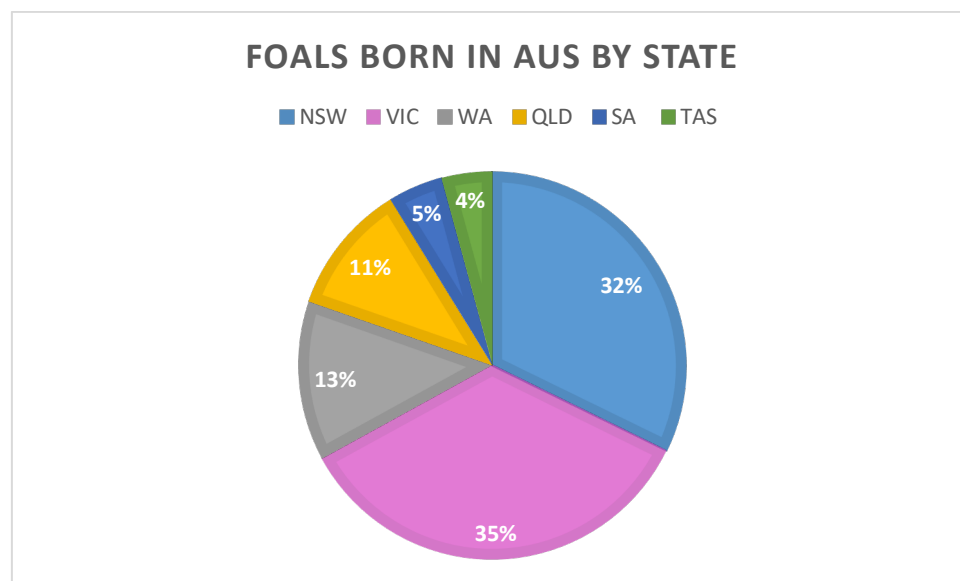
Alive Foals Notified (5-year comparison)

	2020/21	2021/22	2022/23	2023/24	2024/25
NSW	842	933	944	1022	866
VIC	1237	1326	1149	1002	935
WA	337	354	326	403	357
QLD	292	315	354	367	293
SA	70	73	99	116	123
TAS	82	124	110	128	112
AUS	2860	3125	2982	3038	2756
NZ	1559	1398	1476	1346	1150

*As of 30th June 2025

Comment

New South Wales continues to demonstrate strong outcomes in foal viability, with an impressive 97% of foals notified as alive as of 30th June 2025. Despite a slight decrease in the total number of alive foals compared to previous seasons, NSW maintains a consistently high standard of foal survival, reflecting the effectiveness of breeding management and animal care within the state. This sustained performance underscores NSW's ongoing commitment to maintaining the health and welfare of its equine population, contributing significantly to the national breeding industry.



Breed NSW Scheme

HRNSW announced the Breed NSW Scheme which was implemented in the 2022/23 Breeding season to assist Breeders for both the pacing and trotting gait. The scheme was implemented for three breeding seasons, with the final iteration finalised in 2024/25.

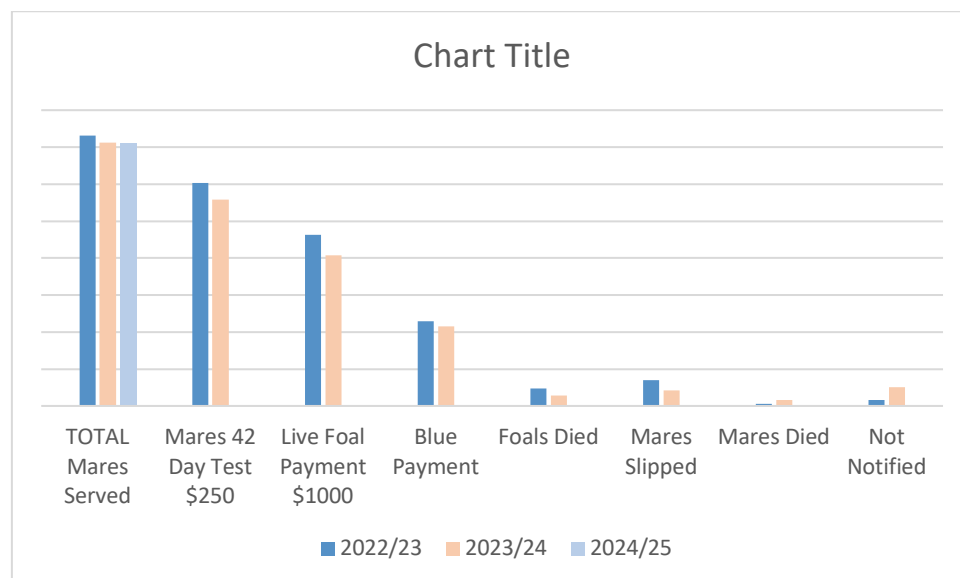
The Scheme is only applicable to mares permanently located in NSW and delivers the below:

- \$250 when a mare has a positive pregnancy test (not tested results are not payable);
- \$1,000 when a mare births a live foal by any stallion; and
- An extra \$500 if that foal is by a stallion standing in NSW.

The following table shows the number and percentage of mares in foal and the eligibility of payments:

Breeding Season	TOTAL Mares Served	Mares 42 Day Test \$250	Live Foal Payment \$1000	Blue Payment \$500	Foals Died	Mares Slipped	Mares Died	Not Notified
2022/23	1461	1205	925	457	96	141	12	31
2023/24	1423	1116	814	432	55	83	33	103
2024/25	1403							

** Figures as at 30/06/2025 (No figures for 2024/25 due to change of policy regarding payments)*



Stallions

The following table shows the number of stallions registered in NSW, the number of stallions standing in NSW and the number of Studs that stood stallions in NSW over the past five (5) seasons.

Season	Stallions Registered in NSW	Stallions Physically Standing in NSW	Studs
2020/21	47	37	26
2021/22	53	36	21
2022/23	54	31	19
2023/24	53	29	18
2024/25	50	27	19

The following table shows the services by NSW registered stallions over the past five (5) seasons.

Season	Services by NSW Stallions		Foals by NSW Stallions	
	Standing in NSW	Frozen Registered	Standing in NSW	Frozen Registered
2020/21	1132	96	682	49
2021/22	1241	148	716	91
2022/23	1182	316	745	150
2023/24	947	253	400	127
2024/25	1352	440		

As a guide the number of **Blue Eligible** and sustained starters 2024 and 2025 racing seasons is as follows:

2YO's	Blue Eligible & Sustained Total		Blue Eligible & Sustained Starters		Blue Eligible & Sustained Winner	
	2024	2025	2024	2025	2024	2025
C & G	191	186*	78	43*	33	16*
Fillies	194	200*	62	44*	22	17*
TOTAL	393	386*	140	87*	55	33*

3YO's	Blue Eligible & Sustained Total		Blue Eligible & Sustained Starters		Blue Eligible & Sustained Winner	
	2024	2025*	2024	2025	2024	2025
C & G	169	199*	93	81*	63	46*
Fillies	164	194*	68	75*	38	35*
TOTAL	333	393*	161	156*	101	81*

* Figures as at 14/10/2025

Comment:

The number of Stallions standing in NSW has dropped slightly from the 2023/24 season, but services have increased significantly in this time, which points towards an investment in higher value, NSW based, stallions.

Most importantly, the number of Blue Eligible and sustained horses remains robust across both 2-year-olds and 3-year-olds for the 2024 and 2025 racing seasons. While total Blue Eligible starters show a slight variation, the sustained starters and winners demonstrate consistent performance.

Stallion Incentive Scheme

The following table shows the number of stallions registered in NSW, the number of stallions standing in NSW and the number of Studs that stood stallions in NSW over the past five (5) seasons.

2021/22 – Total Incentive Cost \$68,750

Stallion	Stud	Services
Bling It On	Cobbitty Equine Farm	145
Capt Midnight USA	Cobbitty Equine Farm	117
Jiliby Kung Fu	Cobbitty Equine Farm	27
Lochinvar Art	Cobbitty Equine Farm	20
McWicked USA	Cobbitty Equine Farm	97
Rocknroll World USA	Cobbitty Equine Farm	108
Dreamcatcher SWE	Hara Des Trotteurs	21
Eridan (FRA)	Hara Des Trotteurs	4
Quaker Jet (FRA)	Hara Des Trotteurs	16
Modern Art USA	Lochend Stud	25
Village Jolt CA	Lochend Stud	9
Follow The Stars	Medowie Lodge	23
My High Expectations USA	Medowie Lodge	6
Auckland Reactor NZ	St Ford Stud	6
Hes Watching USA	Tipperary Equine	55
Ultimate Machete NZ	Tipperary Equine	93
Cruzado Dela Noche (US)	Trump Bloodstock	10
Propulsion (US)	Trump Bloodstock	27
Highview Tommy NZ	Yanco Lodge	30
Lennytheshark	Yirribee Pacing Stud	36
Renaissance Man	Yirribee Pacing Stud	26
Tiger Tara NZ	Yirribee Pacing Stud	87
TOTAL NSW SERVICES	1,389	988 (71%)

2022/23 – Total Incentive Cost \$71,597

Stallion	Stud	Services
Capt Midnight USA	Cobbitty Equine Farm	107
Huntsville USA	Cobbitty Equine Farm	141
Jiliby Kung Fu	Cobbitty Equine Farm	14
King of Swing	Cobbitty Equine Farm	148
McWicked USA	Cobbitty Equine Farm	103
Ultimate Machete NZ	Cobbitty Equine Farm	72
Bird Parker (FRA)	Hara Des Trotteurs	8
Bold Eagle (FRA)	Hara Des Trotteurs	20
Brillantissime (FRA)	Hara Des Trotteurs	2
Claasic Connection FRA	Hara Des Trotteurs	38
Eridan (FRA)	Hara Des Trotteurs	3
Love You (FRA)	Hara Des Trotteurs	16
Orlando Vici (FRA)	Hara Des Trotteurs	4
Quaker Jet (FRA)	Hara Des Trotteurs	6
Timoko (FRA)	Hara Des Trotteurs	7
Modern Art USA	Lochend Stud	18
Follow The Stars	Medowie Lodge	33
My Chachingchaching	Medowie Lodge	2
My High Expectations USA	Medowie Lodge	3
Tiger Tara NZ	Medowie Lodge	93
Cattlewash (US)	Trump Bloodstock	33
Propulsion (US)	Trump Bloodstock	16
Be Happy Mach	Wingate Farm	73
Fear The Dragon (US)	Wingate Farm	7
Lennytheshark	Wingate Farm	17

Tintin In America NZ	Wingate Farm	76
Warrawee Needy CA	Wingate Farm	18
TOTAL NSW SERVICES	1,498	1,078 (72%)

2023/24 – Total Incentive Cost \$31,050

Stallion	Stud	Services
Capt Midnight USA	Cobbitty Equine Farm	66
Dancin Lou USA	Cobbitty Equine Farm	48
King of Swing	Cobbitty Equine Farm	147
Bold Eagle (FRA)	Hara Des Trotteurs	6
Ecurie D (FRA)	Hara Des Trotteurs	21
Cattlewash (US)	Trump Bloodstock	30
Propulsion (US)	Trump Bloodstock	25
TOTAL NSW SERVICES	1253	343 (27%)

2024/25 – Total Incentive Cost \$61,550

Stallion	Stud	Services
Guaranteed	Artistic Lodge	21
Bettors Wish	Cobbitty Equine Farm	28
Cannibal	Cobbitty Equine Farm	125
Confederate USA	Cobbitty Equine Farm	121
King Of Swing NZ	Cobbitty Equine Farm	140
On A Streak	Hara Des Trotteurs	0
Orlando Vici	Hara Des Trotteurs	9
Ecurie D	Hara Des Trotteurs	11
Fast As The Wind USA	Wingate Farm	27
Father Nuno USA	Wingate Farm	116
Cattlewash (US)	Yirribee Pacing Stud	146
TOTAL NSW SERVICES	1352	744 (55%)

Colonial Stallion Bonus

The Colonial Stallion Bonus was introduced in the 2014/15 Breeding Season to provide well performed and Australasian bred horses the opportunity to attract strong books of mares and to provide breeders with an incentive to send their mares to such Stallions. Upon the registration of a live foal, the foal nominators of the progeny by eligible Stallions are eligible to claim (by application) the \$500 Colonial Stallion Bonus rebate (conditions apply).

To be eligible Stallions must meet the below criteria:

- a) Stallion must physically and exclusively stand at a HRNSW registered stud located in NSW.
- b) The stallion must have been bred in Australasia.
- c) The stallion must have won a Group 1 race.
- d) The sire of the stallions must have won a Group 1 or equivalent race.
- e) Stallion must be nominated for the NSW Breeding Schemes.

The inclusion of an eligible stallion commences from the inaugural year physically standing at a HRNSW registered stud in NSW and ceases six (6) years thereafter (For example 2018/19 to 2023/24).

- a) If a stallion returns to racing or stands at an interstate Stud, but then returns to a Stud in NSW, the Colonial Stallion Bonus rebate will still cease (6) six years after the first season standing at a HRNSW registered stud in NSW unless the stallion continuously sires 30 individual winners in each subsequent season.

The number of services for the 2020/21 season is as follows:

Stallion	2020/21 Services	2020/21 Live Foals
Alta Christiano NZ	6	2 (33%)
Auckland Reactor NZ	34	24 (71%)
Bling It On	74	53 (72%)
For A Reason	127	93 (73%)
Highview Tommy NZ	28	14 (50%)
Lazarus NZ	68	23 (37%)
Lennytheshark	41	30 (73%)
Maffioso	2	1 (50%)
Renaissance Man	22	14 (64%)
Three Over Three	6	4 (67%)
Tiger Tara NZ	72	44 (61%)
Tintin in American NZ	57	37 (65%)
TOTAL	537	341 (64%)

There were 1,132 services by Stallions that stood in NSW in 2020/21. The CSB sires equated to 47% of total services.

The number of services for the 2021/22 season is as follows:

Stallion	2021/22 Services	2021/22 Live Foals
Alta Christiano NZ	3	2 (67%)
Auckland Reactor NZ	6	3 (50%)
Bling It On	145	102 (70%)
Follow The Stars	23	12 (52%)
For A Reason	104	67 (64%)
Highview Tommy NZ	30	18 (60%)
Jilliby Kung Fu	27	15 (56%)

Lennytheshark	36	19 (53%)
Lochinvar Art	20	10 (50%)
Maffioso	1	1 (100%)
Renaissance Man	26	23 (88%)
Scandalman NZ	1	0 (0%)
Three Over Three	8	6 (75%)
Tiger Tara NZ	87	48 (55%)
Tintin in American NZ	79	45 (57%)
Ultimate Machete NZ	93	47 (51%)
TOTAL	689	418 (61%)

There were 1,241 services by Stallions that stood in NSW in 2021/22. The CSB sires equated to 56% of total.

The number of services for the 2022/23 season is as follows:

Stallion	2022/23 Services	2022/23 Live Foals
Be Happy Mach	73	45 (62%)
Follow The Stars	33	20 (61%)
For A Reason	133	99 (74%)
Highview Tommy NZ	30	23 (77%)
Jilliby Kung Fu	14	7 (50%)
King of Swing NZ	148	100 (68%)
Lennytheshark	17	8 (47%)
Restrepo	51	22 (43%)
Scandalman NZ	3	2 (67%)
Three Over Three	5	3 (60%)
Tiger Tara NZ	93	63 (68%)
Tintin in American NZ	76	45 (59%)
Ultimate Machete NZ	72	45 (62%)
TOTAL	748	482 (65%)

There were 1,182 services by Stallions that stood in NSW in 2022/23. The CSB sires equated to 63% of total services.

The number of services for the 2023/24 season is as follows:

Stallion	2023/24 Services	2023/24 Live Foals
Be Happy Mach	40	24 (60%)
Bling It On	59	35 (59%)
Caribbean Blaster	4	3 (75%)
Follow The Stars	16	8 (50%)
For A Reason	116	84(72%)
Highview Tommy NZ	36	22 (61%)
King of Swing NZ	147	107 (73%)
Restrepo	45	13 (29%)
Three Over Three	2	1 (50%)
Tiger Tara NZ	40	30 (75%)
Tintin in America NZ	57	36 (63%)
Ultimate Machete NZ	62	44 (71%)
TOTAL	624	407

The number of services for the 2024/25 season is as follows:

Stallion	2024/25 Services	2024/25 Live Foals
Be Happy Mach	41	N/A
Bling It On	43	N/A
Caribbean Blaster	7	N/A
Follow The Stars	7	N/A
For A Reason	94	N/A
Guaranteed	21	N/A
Highview Tommy NZ	33	N/A
King of Swing NZ	140	N/A
Restrepo	16	N/A
Tiger Tara NZ	32	N/A
Tintin in America NZ	33	N/A
Ultimate Machete NZ	35	N/A
TOTAL	502	N/A

Breeders Challenge Nominations

The following table provides the number of eligible horses for the NSW Breeders Challenge and the number and percentage sustained for each Series.

Series	Foaled	Live Foals Notified to NSW	Foal Nominations	Eligible Horses	2YOs Sustained	% Sustained	3YOs Sustained	% Sustained
1	2005/06	1713	N/A	1713	771	45%	771	45%
2	2006/07	1617	N/A	1617	842	52%	842	52%
3	2007/08	1220	N/A	1220	709	58%	709	58%
4	2008/09	1174	N/A	1174	858	73%	598	51%
5	2009/10	1226	94	1320	784	59%	584	44%
6	2010/11	1405	90	1495	811	54%	580	39%
7 ^	2011/12	1402	97	1499	818	55%	759	51%
8	2012/13	1312	115	1427	898	63%	721	51%
9	2013/14	1238	143	1381	760	55%	809	59%
10 #	2014/15	1148	118	1266	801	63%	743	59%
11	2015/16	1123	174	1297	945	73%	903	70%
12	2016/17	1029	79	1108	882	80%	849	77%
13	2017/18	1112	25	1137	828	73%	818	72%
14	2018/19	1025	54	1079	814	75%	765	71%
15	2019/20	924	50	974	765	78%	752	77%
16	2020/21	838	107	945	756	80%	738	78%
17	2021/22	957	122	1079	822	76%	739	68%
18	2022/23	960	199	1131	838	74%		
19	2023/24	976	195	1155				
20	2024/25	968	n.a.	1188				

As of 30th June 2025. (Sustaining Forms have been sent to Sustain)

The Equine Influenza outbreak in 2007, resulted in after effects for three (3) seasons

^ Nominators Bonus (\$3,000 cash) announced to commence for foals born in 2011/12 and NSW Breeders Challenge Owners

^ Bonus Certificates increased from \$2,000 to \$2,500

NSW Breeders Challenge Owners Bonus Certificates increased from \$2,500 to \$3,000

The NSW drought impacted the foal crops for the three (3) seasons

Comment

The percentage of horses sustaining for Breeders Challenge have remained consistent since Series 11 and the increase to \$3,000 bonuses in the previous season, and the benefit of allowing owners to sustain horses on a yearly basis.

Both 2YO and 3YO horses sustained reached a peak post-Covid, with only a slight decrease during this time.

Breeders Challenge Certificates

The table below shows the number of certificates issued each racing season and how they have been redeemed or in some cases have not been used and expired.

Racing Season	Issued	Redeemed				Expire / Outstanding
		Service & Breeding fees	%	Sale Purchases	%	
2014/15	473	325	68%	114	24%	35 (exp)
2015/16	398	262	66%	97	24%	39 (exp)
2016/17	450	288	64%	118	26%	45 (exp)
2017/18	426	287	67%	125	29%	14 (exp)
2018/19	485	332	68%	115	21%	38 (exp)
2019/20	505	337	67%	148	29%	20 (exp)
2020/21^	659	403	61%	198	24%	58 (exp)
2022 - \$3,000	463	343	74%	95	20%	4 (exp) / 21
2022 - \$6,000	85	53	62%	29	34%	1 (exp) / 2
2023 - \$3,000	429	288	67%	95	22%	17
2023 - \$6,000	109	75	69%	33	30%	1
2024 - \$3,000	374	206	55%	73	20%	95
2024 - \$6,000	158	98	62%	40	25%	20
2025* - \$3,000	207	31	15%	17	8%	159
2025* - \$6,000	45	4	9%	4	9%	37
TOTAL	5266	3332	63%	1301	25%	254 (exp) / 352

*As at 31/06/2025.

^ The Racing Season changed to a calendar year therefore the 2020/21 Season was run for an additional four month (1/09/2020 to 31/12/2021).

2022 – Announced \$6,000 Bonus Certificate for 2YO horses if won in a 2YO aged race, or nominated in a 2YO aged race that didn't stand up, so competed in a different race at the same meeting.

Note: Sale Purchases redemptions above also include Sustaining Fee (minimal).

Comment

Breeders Challenge Owners Bonus Certificates are now redeemable against the below:

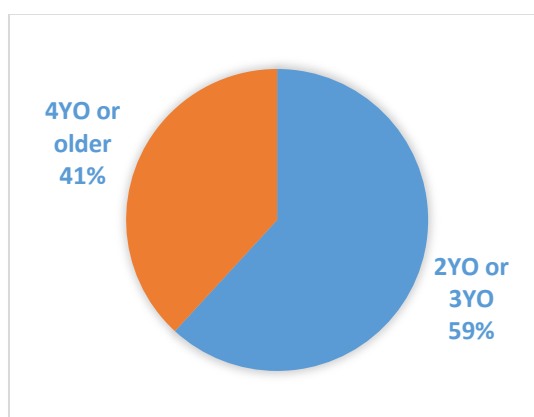
- The service fee of a stallion nominated for the NSW Breeders Schemes to a NSW based mare upon confirmation of a positive 42 day pregnancy test.
- The service fee of a NSW stallion to a mare based in Australia upon confirmation of a positive 42 day pregnancy test.
- The cost of semen transport, insemination, foaling down and agistment upon proof of invoice for broodmares conforming to condition i. and ii. (conditions apply)
- The purchase price of a NSW Breeders Challenge/Trot NSW eligible weanling or yearling at a registered Australian sale or the purchase price of a NSW Breeders Challenge or Trot NSW eligible horse at a registered trialling sale conducted in Australia.
- The purchase price of a broodmare no older than 15YO at a registered Australian sale, provided the broodmare is based in NSW or permanently relocates to NSW.
- Sustaining Fees for the NSW Breeders Challenge/Trot NSW and Bathurst Gold Crown.

Yearling purchases have maintained a steady 25% of redemptions, as a result of owners choosing to reinvest in a yearling rather than breed. Encouragingly the proportion of certificates used for services has risen again slightly to 63% which has helped to enhance the number of broodmares bred annually.

Owners Bonus Certificate Winners

The table below shows the number and percentage of winners of NSW Breeders Challenge Owners Bonus Certificates for the period 1/7/2014 to 30/06/2025

Age of Winner	Number	Percentage
2YO & 3YO	2298	58.71%
4YO	1001	25.57%
5YO	412	10.53%
6YO	161	4.11%
7YO	62	1.58%
8YO	27	0.69%
9YO	7	0.18%
10YO	2	0.05%
TOTAL	3914	100.00
Winners	Number	Percentage
2YO & 3YO	2298	58.71%
4YO or older	1616	41.29%



Comment

2YO or 3YO horses have accounted for **58.75%** of all bonus winners since induction. However bonuses won by 4YO and older horses has increased, now making up **41.29%** of all bonus winners, which is indicative of people maintaining horses racing in order to win bonuses.

Until the 2018/19 season an average of 436.75 bonuses were won per season. An increase of bonuses won with the implementation of a National Rating Points System, which aims to group horses of equal ability at any given time of their career was noted, with an average of 512.67 bonuses won since 2018/19. This does not include the 2020/21 season where the racing season changed to a calendar year, and as a result the season ran for an additional 4 months (1/09/2020 – 31/12/2021). The racing season now allows 2YO horses more time to mature.

NSW Live Foal & Starters Summary

The table below shows the current live foal totals and the percentage of 2YO and 3YO starters.

Foaling Season	Live Foals Notified	2YO	%	3YO	%
2009/10	1226	454	37%	688	56.1%
2010/11	1405	442	31.5%	707	50.3%
2011/12	1402	418	29.8%	654	46.6%
2012/13	1312	356	27.1%	574	43.8%
2013/14	1238	361	29.2%	609	49.2%
2014/15	1148	327	28.4%	572	49.8%
2015/16	1123	362	32.2%	620	55.2%
2016/17	1029	346	33.6%	594	57.7%
2017/18	1112	450	40.5%	600	53.9%
2018/19	1025	430	41.9%	642	62.6%
2019/20	974	456	46.8%	620	65.6%
2020/21	945	390	41.2%	661	67.9%
2021/22 (3YO)	1079	421	39.0%	541	47.8%
2022/23 (2YO)	1131	402	35.5%	N/A	N/A
2023/24	1088	N/A	N/A	N/A	N/A
2024/25	934*	N/A	N/A	N/A	N/A

* As at 30/06/2025

N.B. 2yo and 3yo starters include all Australian bred starters. NZ and USA bred starters have been excluded, therefore the percentage is only a guide.

Comment

The percentage of 2YO and 3YO horses starting has been positive since the mid 2010's. This is due in a large part to less wastage of horses, as those horses bred have more chance of a racing career.

Foaling Season	STARTERS							
	2YO Total Starters	2YO Total Races	2YO Total Starts	2YO Starts/ Starter	3YO Total Starters	3YO Total Races	3YO Total Starts	3YO Starts/ Starter
2009/10	491	263	2144	4.37	809	1023*	6094	7.53
2010/11	467	287	2308	4.94	800	998*	6513	8.14
2011/12	445	253	2052	4.35	738	1160*	5393	7.31
2012/13	377	199	1633	4.33	660	949*	4868	7.38
2013/14	377	204	1654	4.39	692	887*	5007	7.24
2014/15	348	195	1586	4.56	658	796+	4769	7.25
2015/16	382	227	1778	4.65	675	819+	5110	7.57
2016/17	361	225	1777	4.92	659	375#	6687	10.15*
2017/18	468	303	2597	5.55*	661	271#	5692	8.61*
2018/19	445	239	2585	5.81*	717	270#	5691	8.38
2019/20	479	201	2243	5.44	621	285	5193	8.36
2020/21	442	286	2186	4.81	703	169	5705	8.12
2021/22 (3YO)	404	231	1917	4.75	398^	202	1178	2.96
2022/23 (2YO)	223^	70	568	2.55				

N.B. Starters include all starters regardless of state/country of birth

* Breeding season and racing season no longer aligned

^As at 30/6/2025

+ Includes 3YO+ races

Introduction of Ratings Based Handicapping. Less 3YO+ races run

Imports & Exports

The below table shows the number of imports and exports from NSW to New Zealand and the USA and to NSW from New Zealand and the USA.

Racing Season	Imports From		Exports To	
	NZ	USA	NZ	USA
2006/07	118	2	12	13
2007/08	78	2	1	2
2008/09	119	3	9	5
2009/10	194	3	13	8
2010/11	265	5	13	0
2011/12	292	5	35	0
2012/13	284	4	47	8
2013/14	255	9	38	7
2014/15	248	5	39	17
2015/16	225	0	34	46
2016/17	191	1	25	23
2017/18	186	1	26	41
2018/19	164	6	24	53
2019/20	193	3	23	121
2020/21	217	5	15	66
2021/22	207	2	32	64
2022	203	0	17	101
2023	189	0	18	122
2024	59	1	30	89
2025	38	7	18	56
TOTAL	3725	64	451	786
AVERAGE	186	3	22	38

**Please note the 2024 is up until 30 June, 2024*

Comment

After a record number of exports to the USA in 2023, the number of exports to the USA has dropped for 2024, which can be attributed to the breeding and initiative on offer in NSW as well as the prizemoney on offer and the rising costs of exportation. This has lowered the average number of USA exports slightly.

As with other data, the number of imports is cyclical, and has relied on outside factors such as drought and Covid to decrease or increase numbers.